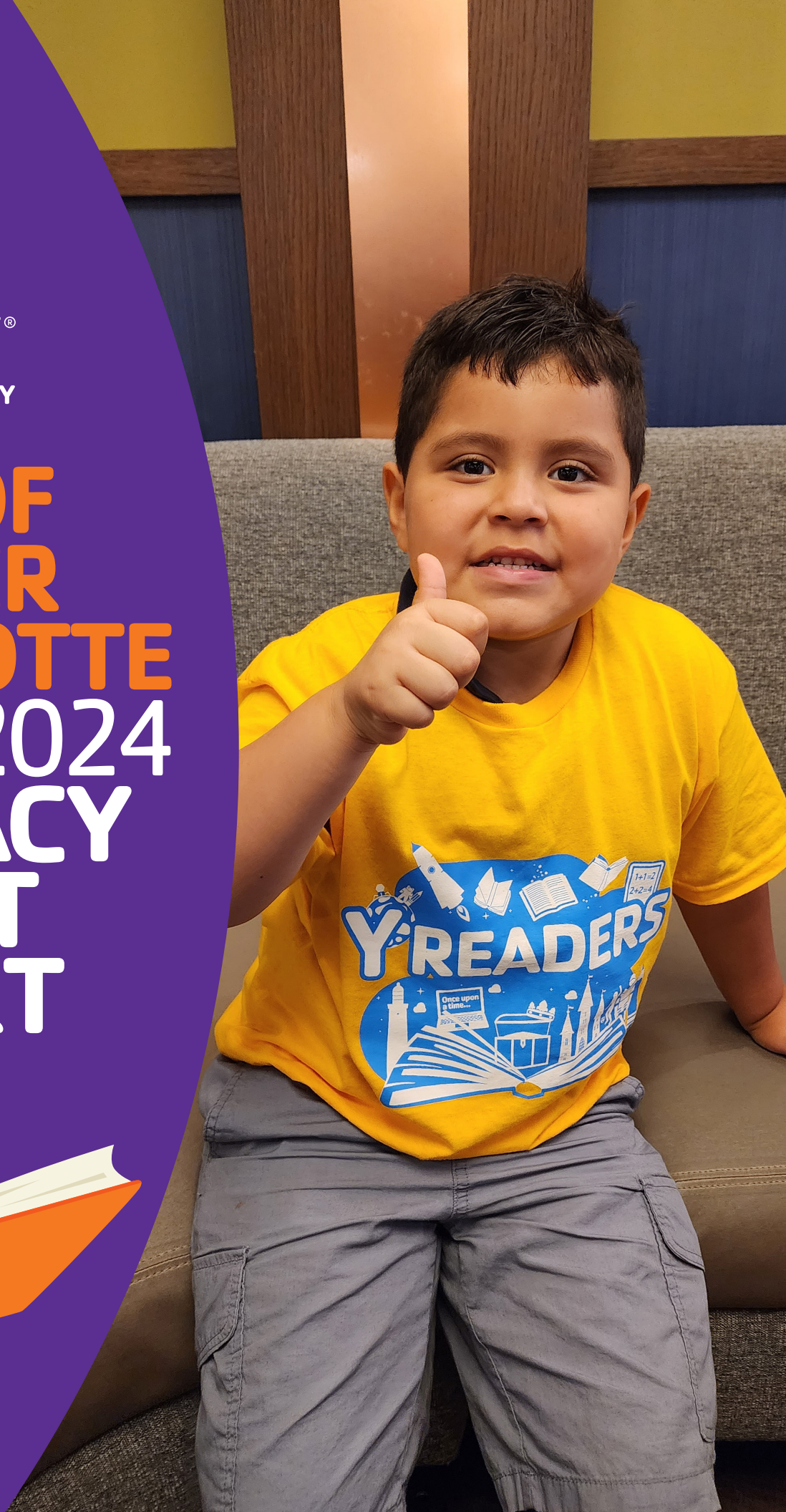





FOR YOUTH DEVELOPMENT®
FOR HEALTHY LIVING
FOR SOCIAL RESPONSIBILITY

YMCA OF GREATER CHARLOTTE 2023-2024 LITERACY IMPACT REPORT





Y READERS



Community Need

Data results provided by our school district partners*, indicated that 53% of 3rd graders were not proficient in reading at the end of the 2023–2024 school year. Notable disparities remain between schools and subgroups of students, particularly African American and Hispanic subgroups.

The data shows that there is significant need for literacy intervention in the community.

Y Readers meets a range of student needs including literacy instruction, transportation, meals, enrichment programming, homework assistance, and social-emotional learning.

*Charlotte Mecklenburg Schools and Mooresville Graded School District

Overview

Y Readers provides afterschool tutoring and summer programming for K–3 students who are reading below grade level. The program aims to provide the additional support that students need to be proficient in reading by the end of 3rd grade.

Program instruction is lead by certified teachers and instructional assistants. Students receive 90 minutes of literacy as a part of afterschool tutoring and 2.5 hours during summer. Also during summer, students participate in a variety of enrichment activities, including physical education, art, and field trips.

Components



Literacy



Enrichment



Transportation

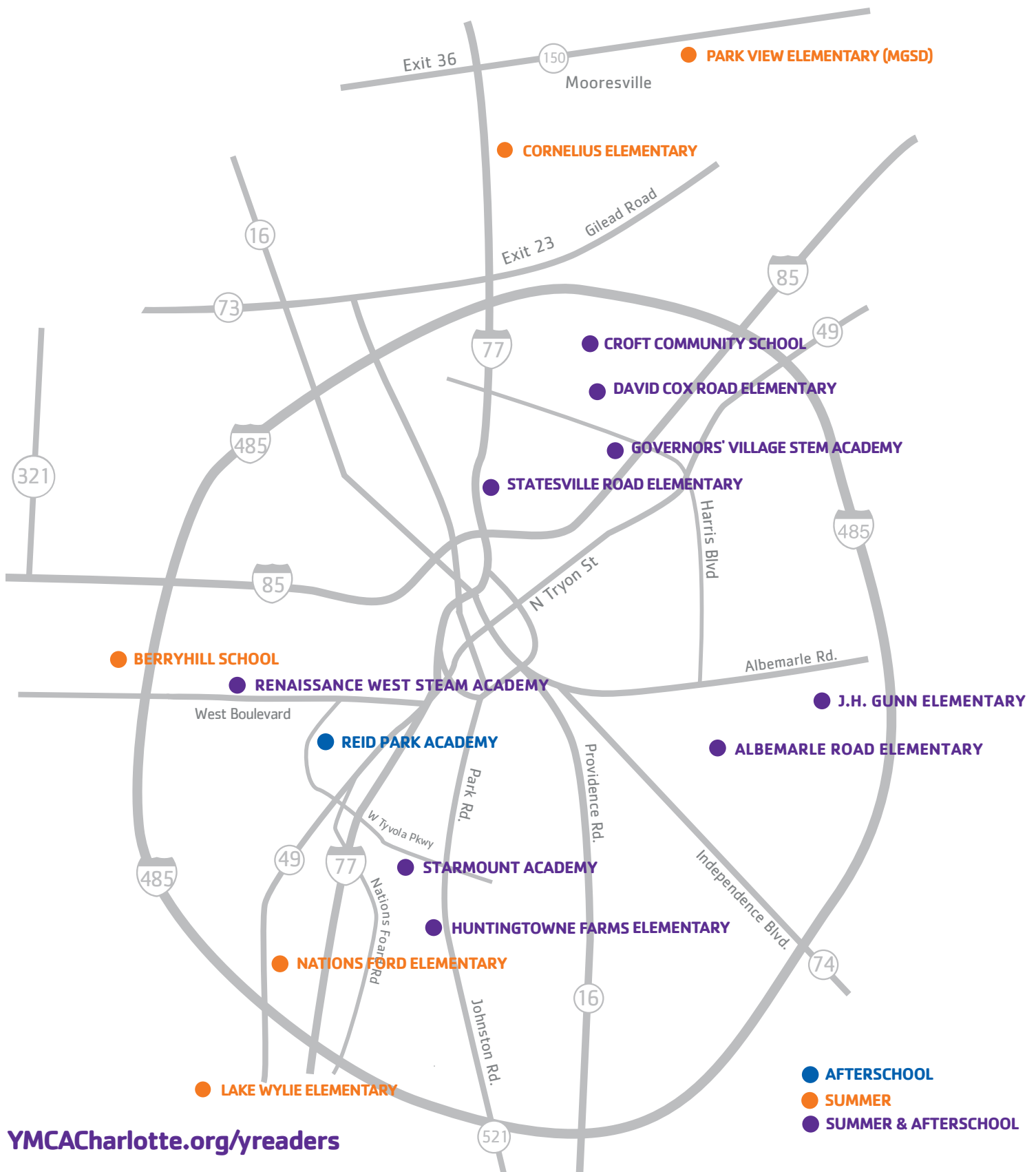


Meals

"I enjoyed hearing about my child's day during your program. I really loved that I could see the progress my child made from start to end. She's more confident, and is reading at a faster pace than before. I would like to thank the teaching staff who took time to help my child and others who attended. It was an amazing reading program experience and I look forward to sending my child again next year. You guys rock!"

- Y Readers Summer Parent

Y READERS SITES



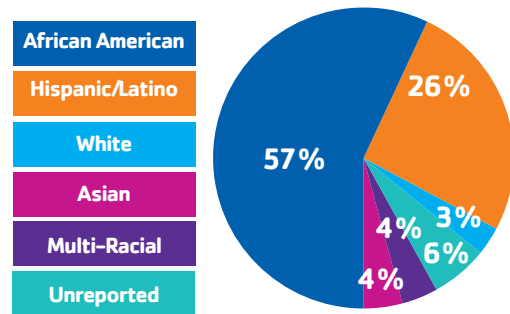
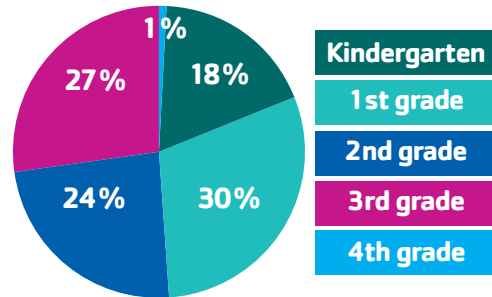
Y READERS



Afterschool

-  **10 SCHOOLS**
-  **22 WEEKS**
-  **511 STUDENTS**

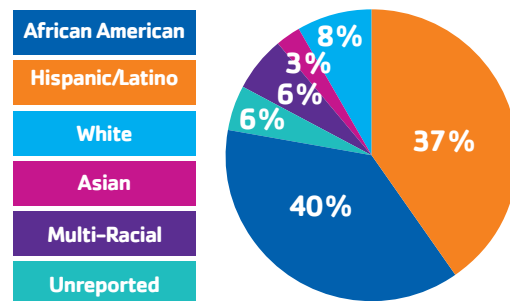
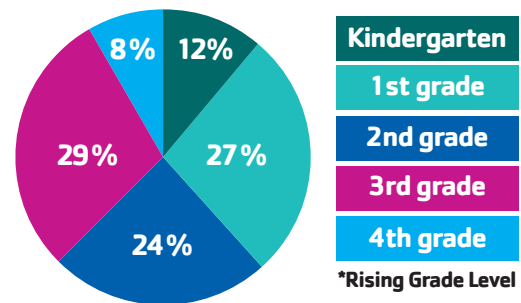
96%
of students improved or maintained
their literacy classifications
(46% improved/50% maintained)





Summer

-  **14 SCHOOLS**
-  **6 WEEKS**
-  **1,086 STUDENTS**
-  **50 VOLUNTEERS**

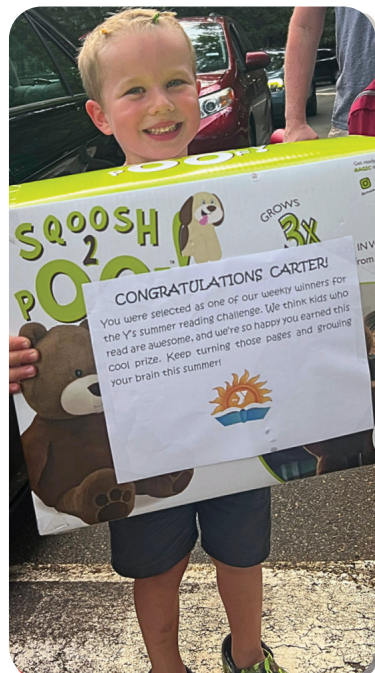

86%
of students improved or maintained
their literacy classifications
(28% improved/58% maintained)



Students participating in Y Readers are assessed at the beginning and end of each program session using the Star Early Literacy assessment. Sample size includes students who had a pre- and post- assessment, and attended 80% of each program session (afterschool- 326 students, summer- 590 students).



SUMMER LITERACY INFUSION



SUMMER LITERACY INFUSION



Community Need

Summer learning loss research consistently shows that children in grades pre-k-5 lose 2-3 months of reading progress obtained during the school year, this is otherwise known as the “summer slide”. Learning lost during summer can set children back at the beginning of the new school year, creating a cycle of catch-up that can impact long-term educational outcomes.

There are children in our community who do not have access to learning environments, literacy resources, or engagement opportunities to continue learning during the summer. Despite gains made during the school year, children will continue to experience reading loss without focused literacy support.


Overview

Summer Literacy Infusion (SLI) is a community program designed to mitigate the “summer slide” by engaging children in grades pre-k-5 in literacy over the summer.

We provide literacy-focused instruction and resources, free books for families, and incentives to promote home reading.

Literacy activities and games are integrated into traditional summer camp programming 4-5 days per week for 60 minutes per day. At Y centers, certified teachers serve as literacy instructors to plan and facilitate activities. At community camps, certified teachers serve as literacy coaches who support camp staff in implementing literacy practices.

Components



“My child had a wonderful time at camp this summer. He read books every day at home and turned in the reading log at the end of each week. My child loved the weekly camp themes. Camp time was infused with learning. Hornets Nest Elementary has an awesome summer camp staff. They were so helpful and caring to all of the campers.”

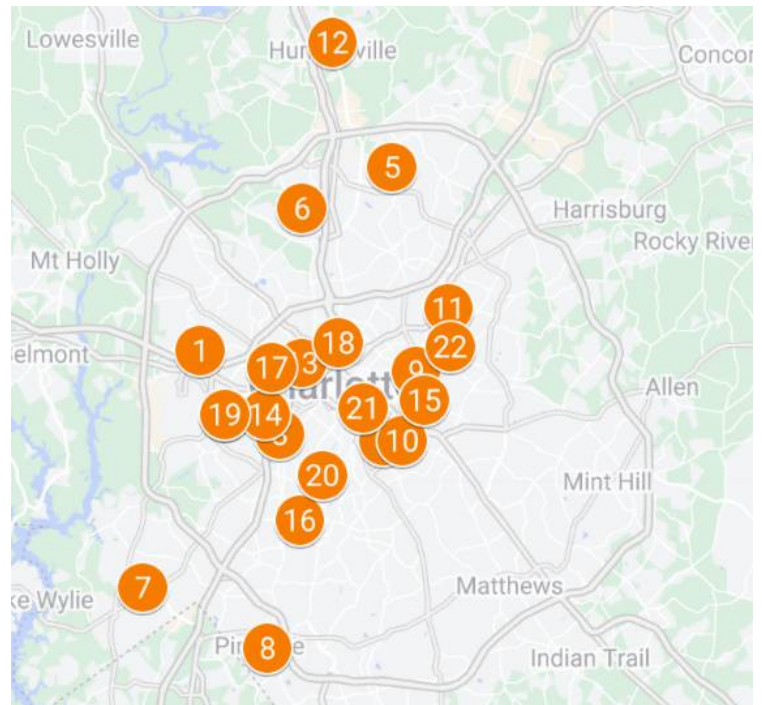
- Hornets Nest Elementary School After School Enrichment Program Parent

SUMMER LITERACY INFUSION CAMP LOCATIONS



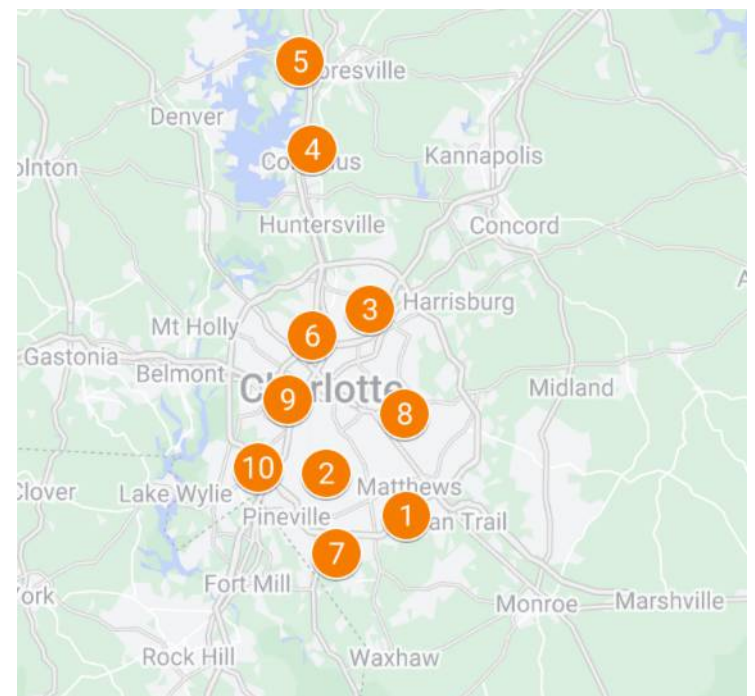
Community Partner Camps

- 1 Alliance Center for Education Mulberry
- 2 Alliance Center for Education Southview
- 3 Charlotte's BEST Afterschool and Summer Camp
- 4 CMS ASEP Billingsville Elementary
- 5 CMS ASEP Croft Community School
- 6 CMS ASEP Hornets Nest Elementary
- 7 CMS ASEP Lake Wylie Elementary School
- 8 CMS ASEP Pineville Elementary School
- 9 CMS ASEP Shamrock Gardens Elementary School
- 10 CrossRoads Corporation for Affordable Housing and Community Development, Inc.
- 11 Firm Foundations Youth & Family Outreach
- 12 First Baptist Weekday Ministry
- 13 Greater Enrichment Program Bruns Avenue Elementary
- 14 Greater Enrichment Program Charles H. Parker Academic Center
- 15 Greater Enrichment Program Merry Oaks International Academy
- 16 Greater Enrichment Program Montclair Elementary
- 17 Greater Enrichment Program Movement Charter School
- 18 Mecklenburg County Parks and Recreation Ivory/Baker Recreation Center
- 19 Mecklenburg County Parks and Recreation Southview Recreation Center
- 20 Park Road Baptist Church Child Development Center
- 21 St. John's Baptist Church Weekday School
- 22 UMBA Bright Stars, Inc.



Y Center Camps

- 1 Brace Family YMCA
- 2 Harris YMCA
- 3 Keith Family YMCA
- 4 Lake Norman YMCA
- 5 Lowe's YMCA
- 6 McCrorey YMCA
- 7 Morrison Family YMCA
- 8 Simmons YMCA
- 9 Stratford Richardson YMCA
- 10 Steele Creek YMCA



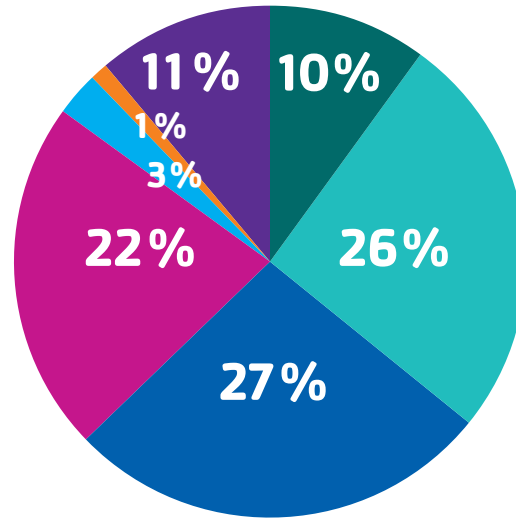
SUMMER LITERACY INFUSION



Y Camps

- 10 CENTERS
- 9 WEEKS
- 1,202 CAMPERS
- 10 LITERACY INSTRUCTORS

97%
of students improved or maintained
their reading levels
(21% improved/76% maintained)

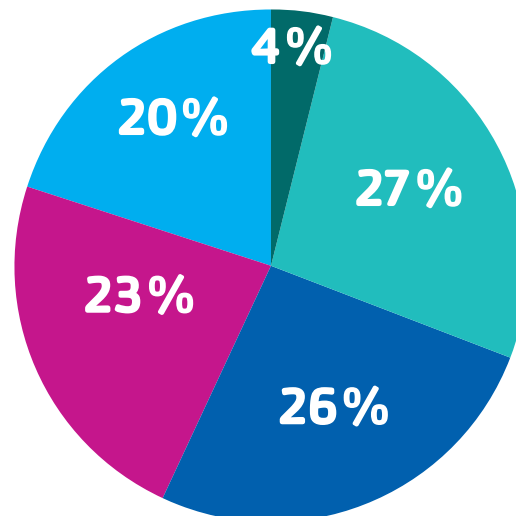


Kindergarten
1st grade
2nd grade
3rd grade
4th grade
5th grade
Unreported

Community Partner Camps

- 12 PARTNERS
- 22 CAMP LOCATIONS
- 606 CAMPERS
- 2 LITERACY COACHES

97%
of students improved or maintained
their reading levels
(31% improved/66% maintained)



Kindergarten
1st grade
2nd grade
3rd grade
4th grade

Campers participating in Summer Literacy Infusion are assessed at the beginning and end of summer using DIBELS Nonsense Word Fluency, Oral Reading Fluency, or Letter Naming Fluency. Sample size includes campers who had a pre- and post-assessment and attended 75% of camp weeks, which was a total of 346 students this summer. Sample sizes are low due to movement of campers across different camps throughout the summer, which matches historical trends.

Major Funders

All programming is offered to families and community partners at **no cost**; it is fully funded by individual gifts, corporate donations and grants.

We are grateful for the support of our major funders and all those who make the programs possible for kids who need us most.





YMCACharlotte.org